


ELEMENT™ 3" HALOGEN

WALL WASH

Small aperture wall wash with architectural appearance. Lamp is trim mounted for optimal light output. Trim angled with frosted linear spread lens which creates consistent and even horizontal and vertical illumination. Wood ceiling option allows for a smooth, flangeless appearance using any flangeless trim.



SHOWN IN FLANGELESS SQUARE

- Trim angled with frosted linear spread lens which creates consistent and even horizontal and vertical illumination
- Flangeless wood ceiling option accommodates variable ceiling thickness
- Compatible with LED MR16 replacement lamp. LED MR16 requires no load electronic transformer (12 watt max)
- Power supplies can be accessed through the aperture

Installation

- Includes adjustable hanger bars. Includes butterfly brackets that attach to the side of the housing and are vertically adjustable with a wing nut
- Incorporates integral gunsights for positioning with laser level or string

SPECIFICATIONS

LAMP	Low-voltage Halogen MR16 (75W max in Non-IC, 50W max in IC housing). Compatible with LED MR16 replacement lamps.
WATTS (MAX)	Halogen: 75w Non-IC, 50w IC
VOLTAGE	120V or 277V
DIMMING ¹	ELV or MLV (Dimming dependent on transformer type)
POWER SUPPLY	Halogen: Electronic or Magnetic transformer. No load transformer required for LED MR16 compatibility (12 watt max in IC).
CEILING APPEARANCE	Flanged (Accommodates up to 2.5" drywall ceiling thickness, depending on trim), Flangeless or Flangeless in Wood Ceiling
CEILING APERTURE	3-7/8" ceiling cutout
HOUSING	IC Airtight, Non-IC, IC suitable up to R60 spray foam insulation
CONSTRUCTION	Housing: Heavy-gauge, cold-rolled steel Trim: Die-cast aluminum
FINISH	Housing: Black Trims: Antique Bronze, Black, Satin Nickel, White (paintable)
GENERAL LISTINGS	ETL Listed. Damp Location.
WARRANTY ²	1 year

Ordering grids available on page 2.

¹See visualcomfort.com for dimmer compatibility.

²Visit visualcomfort.com for specific warranty limitations and details.



©2024 Visual Comfort & Co. All rights reserved. The Visual Comfort & Co. logo is a registered trademark.
Visual Comfort & Co. reserves the right to change specifications for product improvements without notification.

UPDATED 2/23/24

ELEMENT™ 3" HALOGEN

WALL WASH

ORDERING GRIDS

HOUSING

PRODUCT	CEILING APPEARANCE	FUNCTION	LAMP	HOUSING RATING	TRANSFORMER	WATTAGE RESTRICTION	VOLTAGE
E3R ELEMENT 3" ROUND	L FLANGELESS	W WALL WASH	-H HALOGEN MR16	I IC AIRTIGHT	E ELECTRONIC ²	NONE (LEAVE BLANK)	120 VOLT (LEAVE BLANK)
E3S ELEMENT 3" SQUARE	F FLANGED WC WOOD CEILING ¹			N NON-IC AIRTIGHT	M MAGNETIC R REMOTE N NO LOAD ELECTRONIC ³	-WR WATTAGE RESTRICTION ⁴	-277 277 VOLT

Trims are required and must be ordered separately.
For dimming details, refer to dimmer compatibility chart.

IC not available with electronic transformer.

¹WC - Wood ceiling option accommodates flangeless trims only. Round not available with magnetic transformer.

²Standard electronic not available in IC.

³No load electronic suitable for IC with max 12 watt LED MR16 replacement lamp.

⁴To include wattage restriction label, specify -WR at the end of the housing item number and specify wattage (example: -WR37).

TRIM

PRODUCT	CEILING APPEARANCE	FUNCTION	FINISH
E3R ELEMENT 3" ROUND	L FLANGELESS	W WALL WASH	-Z ANTIQUE BRONZE
E3S ELEMENT 3" SQUARE	F FLANGED WC WOOD CEILING		-B BLACK -S SATIN NICKEL -W WHITE

¹WC - Wood ceiling option accommodates flangeless trims only.

PLASTER PLATES

PRODUCT ¹	
150E3RPPLT-2	3" PLASTER PLATE ROUND DIE-CAST METAL ¹
150E3SPPLT-2	3" PLASTER PLATE SQUARE DIE-CAST METAL ¹
150E3RTPPLT-W	3" PLASTER PLATE ROUND SHEET METAL ²
150E3STPPLT-W	3" PLASTER PLATE SQUARE SHEET METAL ²

Used to convert flanged housings into flangeless housings.

¹Ships standard with flangeless housings.

²Optional, thinner, meshed sheet-metal mud plates available for minimized plaster feathering to meet installer preference.




ELEMENT™ 3" HALOGEN

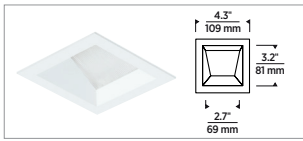
WALL WASH

TRIMS

FLANGED




ROUND WALL WASH

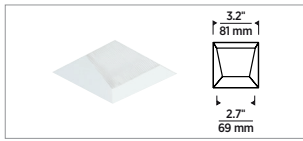


SQUARE WALL WASH

FLANGELESS



ROUND WALL WASH



SQUARE WALL WASH

FLANGELESS IN WOOD CEILING



ROUND (ANTIQUE BRONZE)



SQUARE (SATIN NICKEL)

FINISH



ANTIQUE BRONZE



BLACK

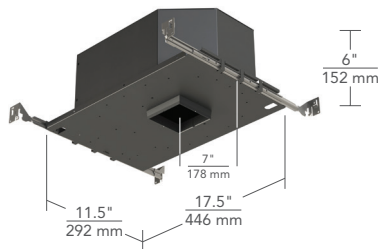


SATIN NICKEL

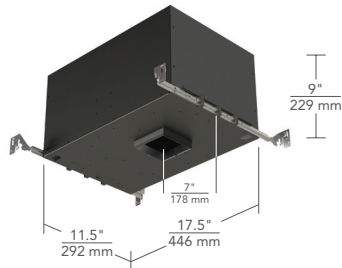


WHITE (PAINTABLE)

HOUSING



NON-IC



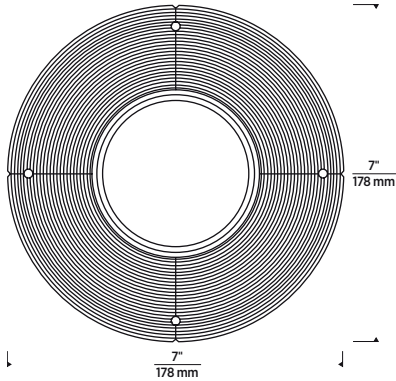
IC AIRTIGHT

ELEMENT™ 3" HALOGEN

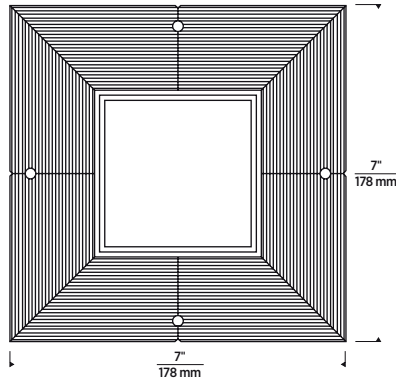
WALL WASH

PLASTER PLATES

INCLUDED DIE-CAST

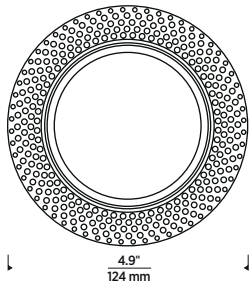


ROUND DIE-CAST (INCLUDED FOR FLANGELESS INSTALLATION)

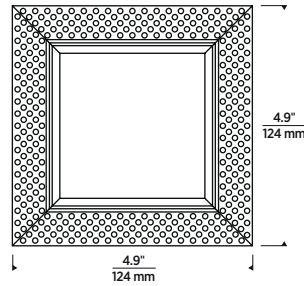


SQUARE DIE-CAST (INCLUDED FOR FLANGELESS INSTALLATION)

OPTIONAL SHEET METAL

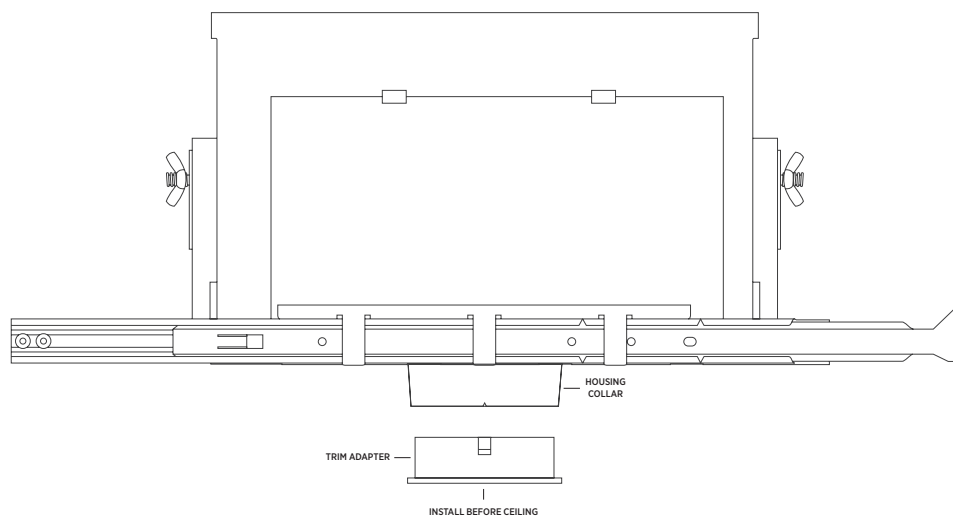


ROUND SHEET METAL (OPTIONAL FOR FLANGELESS INSTALLATION)

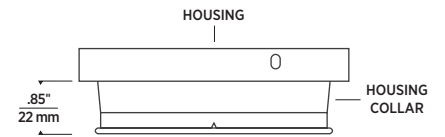


SQUARE SHEET METAL (OPTIONAL FOR FLANGELESS INSTALLATION)

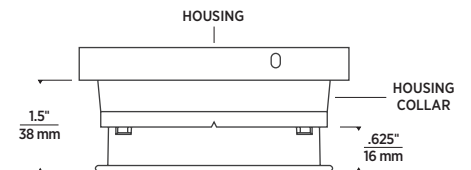
FLANGELESS IN WOOD CEILING TRIM ADAPTER



TRIM ADAPTER INSTALLED



TRIM ADAPTER FLUSH



TRIM ADAPTER EXTENDED

Wood ceiling housings ("WC" designation in the ordering grid) ship with an adjustable trim adapter that inserts into the housing aperture and allows standard ELEMENT 3" flangeless trims to achieve a truly flangeless, flush ceiling appearance in special applications such as wood or stone installation. For use in new construction. Consult installation instructions regarding plenum requirements and ceiling thickness ratios.

ELEMENT™ 3" HALOGEN

WALL WASH

PROJECT INFORMATION

JOB NAME AND INFORMATION

FIXTURE TYPE AND QUANTITY

NOTES
