






CAUTION - RISK OF FIRE
The transformer should be replaced only by a qualified electrician. Before replacing, read all instructions and **TURN OFF POWER TO THE FIXTURE.**




- 1 Turn off power to the housing.
- 2 Remove the trim.
- 3 Release the rotation lock and rotate the housing so the opening faces the access door. The rotation lock will be on the opposite side of the access door.



- 4 Squeeze the tabs to release the lamp housing and push the housing back.




- 5 Remove the three thumb nuts on the access door.




- 6 Pull the handle on the access door and remove the door.

NOTE: The access door will not fit through the fixture opening. Set it aside within the fixture during this repair.



- 7 Remove the two thumb nuts inside the electrical box. These thumb nuts hold the transformer in place.



- 9 Pull the transformer wires out until the terminals are accessible.



- 8 Pull the transformer out of the housing. Do not disconnect any wires at this time. The wires have enough slack to pull the transformer completely out without disconnecting.

- 10 Disconnect the original transformer at the terminals and connect the new transformer, matching the wires by color. If the connectors don't fit together properly, clip off the connectors and attach the wires by using wire nuts.

- 11 Feed the wires back into the electrical box and put the new transformer in place.

- 12 Tighten the two thumb nuts on the transformer.



- 13 Place the access door onto the studs.

- 14 Install and tighten all 3 thumb nuts on the access doors.

- 15 Pull the lamp housing back into place, rotate it to the desired position, and set the rotation lock.

- 16 Reinstall the trim.

SAVE THESE INSTRUCTIONS!

ELEMENT 
a brand of **TECH LIGHTING**

7400 Linder Ave, Skokie, IL 60077
847.410.4400

www.element-lighting.com

© 2008 Tech Lighting, L.L.C. All rights reserved. The "Element" graphic is a registered trademark of Element. Element reserves the right to change specifications for product improvements without notification.

A Generation Brands Company