

REFLECTIONS

DUNE FLANGED INDIRECT DOWNLIGHT



Innovative, first-of-its-kind technology in architectural downlights, ELEMENT Reflections combines decorative recessed domes with beautifully controlled, reduced-glare indirect LED illumination. ELEMENT Reflections domes (available in 5", 8" and 12" diameters) are recessed into the ceiling plane and act as reflectors to a completely hidden ring of up-firing LEDs.

The Dune dome transforms beautiful three-dimensional geometry for dramatic visual interest with the subtle play of light and shadow. All ELEMENT Reflections domes also offer two ceiling appearance options: flanged for a more traditional ceiling appearance; or flangeless for a smooth, mudded-in ceiling appearance.

High quality LM80-tested LEDs

for consistent long-life performance and color

Pristine design and illumination:

- Reduced glare, indirect illumination (dimmable for enhanced mood-setting options)
- Three Aperture Options: 5", 8" and 12"
- Beveled, rounded trim edges smoothly and seamlessly integrate into ceiling

Housing and Trim/Dome sold separately.

SPECIFICATIONS

DELIVERED LUMENS	5": 684 8": 943 12": 1989
WATTS	5": 9 8": 15 12": 31
VOLTAGE	Universal 120V-277V
DIMMING*	0-10V, ELV, TRIAC, Eco-system, Dali
POWER SUPPLY	Constant current driver with +.9 power factor and +85% efficiency
LIGHT DISTRIBUTION	Lambertian
CCT	2700K, 3000K, 3500K, or Warm Color Dimming (3000K-2000K)
CRI	90+
CEILING APPEARANCE	Flanged (Trims accommodate a 1/2" to 1" ceiling thickness)
HOUSING	IC Airtight or Chicago Plenum
GENERAL LISTING	ETL listed, Damp listed
CALIFORNIA TITLE 24	Registered CEC Appliance Database. Can be used to comply with CEC 2016 Title 24 Part 6.
LED LIFETIME	L70; 50,000 Hours
WARRANTY**	5 Years

*See ELEMENT-lighting.com for dimmer compatibility.

**Visit ELEMENT-lighting.com for specific warranty limitations and details.



DUNE
shown in flanged

ORDERING INFORMATION

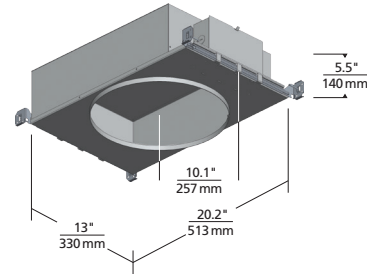
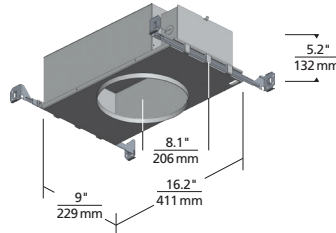
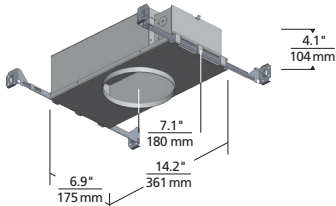
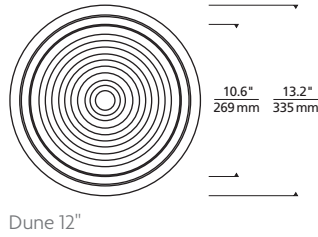
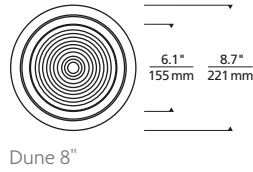
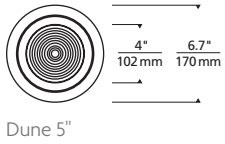
HOUSING	SIZE	HOUSING RATING	DIMMABLE DRIVER
EDIH	5R 5" DIAMETER	I IC AIRTIGHT	ELV/TRIAC/0-10V UNV* (LEAVE BLANK)
	8R 8" DIAMETER	C CHICAGO PLENUM	-ELD0 ELDOLED 0.1% 0-0V LINEAR UNV*
	12R 12" DIAMETER		-ELD0A ELDOLED 0.1% 0-0V LOGARITHMIC UNV*
			-ELD1 ELDOLED 1% 0-0V LINEAR UNV*
			-ELD1A ELDOLED 1% 0-0V LOGARITHMIC UNV*
			-ELDD ELDOLED 0.1% DALI UNV*
			-HLECO HI-LUME ECO-SYSTEM FADE-TO-BLACK UNV*
			-HL2W HI-LUME 2-WIRE**

MUST ORDER LED TRIM/DOME SEPARATELY. *UNV = 120V/277V INPUT VOLTAGE. **HL2W 120V INPUT ONLY

TRIM/DOME	SIZE	CEILING APPEARANCE	CRI	CCT	DOME PATTERN	FINISH
EDIT	5R 5" DIAMETER	F FLANGED	9 90 CR	27 2700K	5 DUNE	W WHITE
	8R 8" DIAMETER			30 3000K		
	12R 12" DIAMETER			35 3500K		
				WD 3000K-2000K WARM COLOR DIMMING		

REFLECTIONS

DUNE FLANGED INDIRECT DOWNLIGHT



Aperture 5"

Aperture 8"

Aperture 12"

PHOTOMETRICS*

*For latest photometrics, please visit www.ELEMENT-Lighting.com

DUNE FLANGED 5"

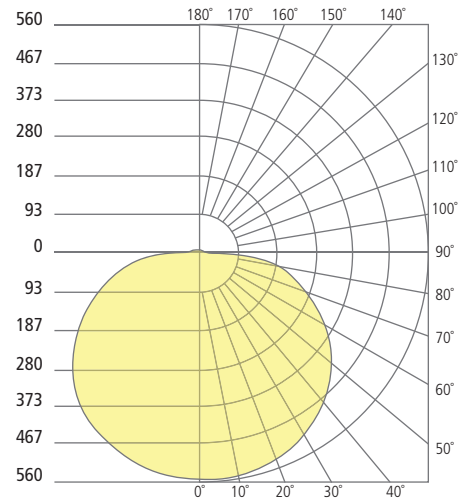
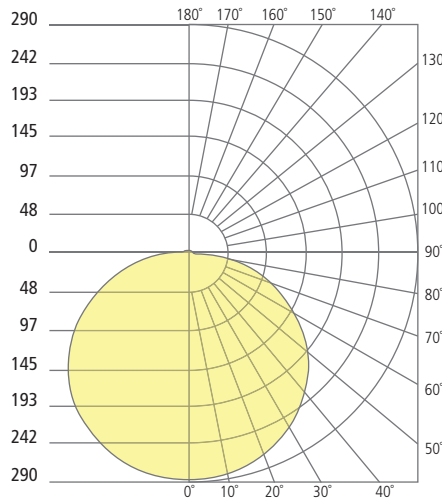
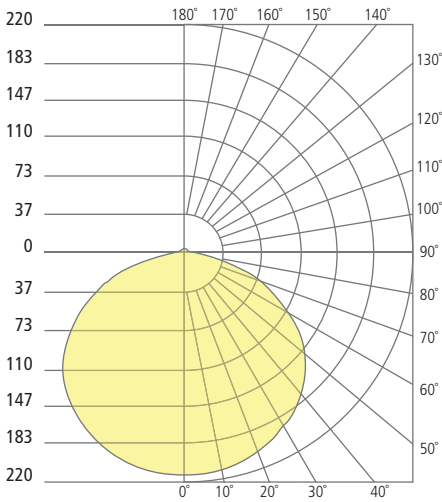
Total Lumen Output:	684
Total Power:	9
Luminaire Efficacy:	76
Color Temp:	3000K
CRI:	90+

DUNE FLANGED 8"

Total Lumen Output:	943
Total Power:	15
Luminaire Efficacy:	62
Color Temp:	3000K
CRI:	90+

DUNE FLANGED 12"

Total Lumen Output:	1989
Total Power:	31
Luminaire Efficacy:	64
Color Temp:	3000K
CRI:	90+



PROJECT INFO

FIXTURE TYPE & QUANTITY

JOB NAME & INFO

NOTES



© 2016 Tech Lighting, L.L.C. All rights reserved. The "Tech Lighting" graphic is a registered trademark of Tech Lighting, L.L.C. Tech Lighting reserves the right to change specifications for product improvements without notification.

ELEMENT
by Tech Lighting[®]

GENERATION BRANDS
7400 Linder Avenue, Skokie, Illinois 60077
T 847.410.4400 F 847.410.4500