

REFLECTIONS

DUNE FLANGED INDIRECT DOWNLIGHT

ELEMENT
by Tech Lighting®

LED 5 YEAR WARRANTY

Innovative, first-of-its-kind technology in architectural downlights, ELEMENT Reflections combines decorative recessed domes with beautifully controlled, reduced-glare indirect LED illumination. ELEMENT Reflections domes (available in 5", 8" and 12" diameters) are recessed into the ceiling plane and act as reflectors to a completely hidden ring of up-firing LEDs.

The Dune dome transforms beautiful three-dimensional geometry for dramatic visual interest with the subtle play of light and shadow. All ELEMENT Reflections domes also offer two ceiling appearance options: flanged for a more traditional ceiling appearance; or flangeless for a smooth, mudded-in ceiling appearance.

Pristine design and illumination:

- Reduced glare, indirect illumination (dimnable for enhanced mood-setting options)
- Three Aperture Options: 5", 8" and 12"
- Beveled, rounded trim edges smoothly and seamlessly integrate into ceiling

Housing and Trim/Dome sold separately.

High quality LM80-tested LEDs

for consistent long-life performance and color

SPECIFICATIONS

DELIVERED LUMENS	5": 684 8": 1255 12": 1989
WATTS	5": 9 8": 15 12": 31
VOLTAGE	Universal 120V-277V
DIMMING*	0-10V, ELV, TRIAC, Eco-system, Dali
POWER SUPPLY	Constant current driver with +.9 power factor and +85% efficiency
LIGHT DISTRIBUTION	Lambertian
CCT	2700K, 3000K, 3500K, or Warm Color Dimming (3000K-2000K)
CRI	90+
CEILING APPEARANCE	Flanged (Trims accommodate a 1/2" to 1" ceiling thickness)
HOUSING	IC Airtight or Chicago Plenum
GENERAL LISTING	ETL listed, Damp listed
CALIFORNIA TITLE 24	Registered CEC Appliance Database. Can be used to comply with CEC 2016 Title 24 Part 6.
LED LIFETIME	L70; 50,000 Hours
WARRANTY**	5 Years

*See ELEMENT-lighting.com for dimmer compatibility.

**Visit ELEMENT-lighting.com for specific warranty limitations and details.



DUNE
shown in flanged

ORDERING INFORMATION

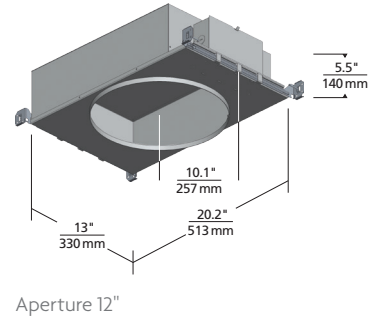
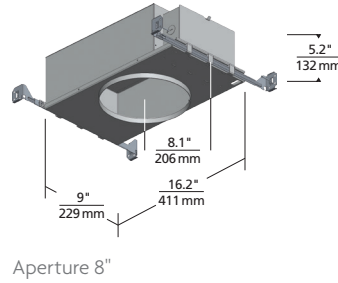
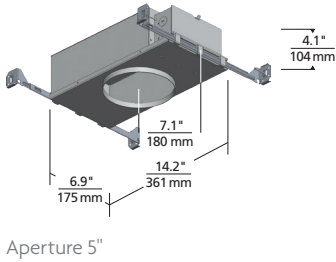
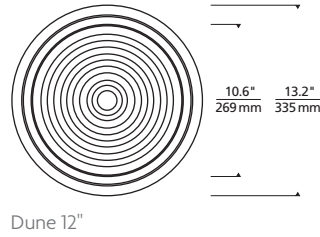
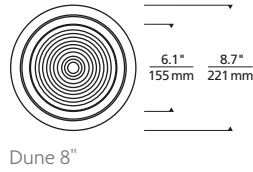
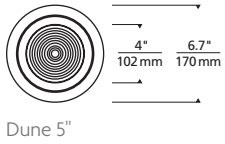
PRODUCT SERIES	HOUSING RATING	DRIVER
EDIH5R	I IC AIRTIGHT	ELV/TRIAC/0-10V UNV** (LEAVE BLANK)
EDIH8R	C CHICAGO PLENUM	-ELD0 ELDOLED 0.1% 0-0V LINEAR UNV**
EDIH12R		-ELD0A ELDOLED 0.1% 0-0V LOGARITHMIC UNV**
		-ELD1 ELDOLED 1% 0-0V LINEAR UNV**
		-ELD1A ELDOLED 1% 0-0V LOGARITHMIC UNV**
		-ELDD ELDOLED 0.1% DALI UNV**
		-HLECO HI-LUME ECO-SYSTEM FADE-TO-BLACK UNV**
		-HL2W HI-LUME 2-WIRE*

MUST ORDER LED DOME (SOLD SEPARATELY). *HL2W = 120V INPUT VOLTAGE ONLY. **ALL DRIVERS EXCEPT LUTRON HL2W ARE UNV = 120V/277V INPUT VOLTAGE.

PRODUCT SERIES	CEILING APPEARANCE	CRI/CCT	DOME PATTERN	FINISH
EDIT5R	F FLANGED	927 90CRI, 2700K	5 DUNE	W WHITE
EDIT8R		930 90CRI, 3000K		
EDIT12R		935 90CRI, 3500K		
		9WD 90CRI, WARM DIM 3000K-2000K		

REFLECTIONS

DUNE FLANGED INDIRECT DOWNLIGHT



PHOTOMETRICS*

*For latest photometrics, please visit www.ELEMENT-Lighting.com

DUNE FLANGED 5"

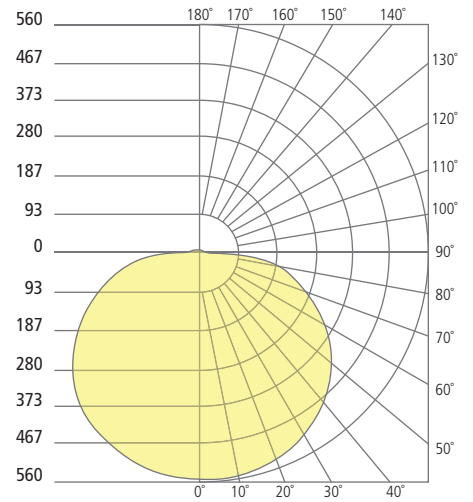
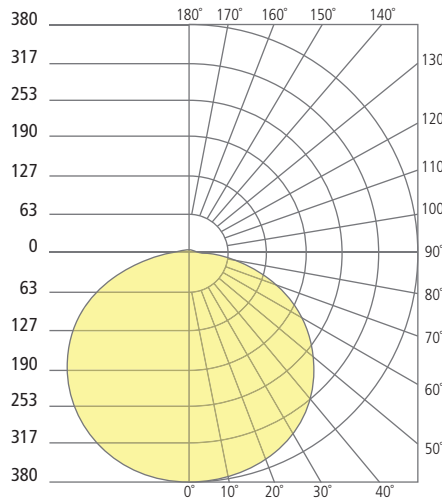
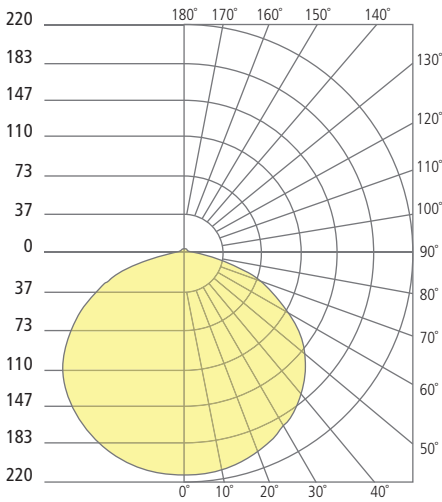
Total Lumen Output: 684
 Total Power: 9
 Luminaire Efficacy: 76
 Color Temp: 3000K
 CRI: 90+

DUNE FLANGED 8"

Total Lumen Output: 1255
 Total Power: 15
 Luminaire Efficacy: 84
 Color Temp: 3000K
 CRI: 90+

DUNE FLANGED 12"

Total Lumen Output: 1989
 Total Power: 31
 Luminaire Efficacy: 64
 Color Temp: 3000K
 CRI: 90+



PROJECT INFO

FIXTURE TYPE & QUANTITY

JOB NAME & INFO

NOTES



© 2016 Tech Lighting, L.L.C. All rights reserved. The "Tech Lighting" graphic is a registered trademark of Tech Lighting, L.L.C. Tech Lighting reserves the right to change specifications for product improvements without notification.

ELEMENT
by Tech Lighting[®]

GENERATION BRANDS
 7400 Linder Avenue, Skokie, Illinois 60077
 T 847.410.4400 F 847.410.4500