

Innovative, first-of-its-kind technology in architectural downlights, ELEMENT Reflections Remodel combines decorative recessed domes with beautifully controlled, reduced-glare indirect LED illumination. ELEMENT Reflections Remodel domes (available in 5", 8" and 12" diameters) are recessed into the ceiling plane and act as reflectors to a completely hidden ring of up-firing LEDs.

The Fleur dome transforms beautiful three-dimensional geometry for dramatic visual interest with the subtle play of light and shadow. All ELEMENT Reflections domes also offer two ceiling appearance options: flanged for a more traditional ceiling appearance; or flangeless for a smooth, mudded-in ceiling appearance.

Pristine design and illumination:

- Reduced glare, indirect illumination (dimnable for enhanced mood-setting options)
- Three Aperture Options: 5", 8" and 12"
- Beveled, rounded trim edges smoothly and seamlessly integrate into ceiling

High quality LM80-tested LEDs

for consistent long-life performance and color

SPECIFICATIONS

DELIVERED LUMENS	5": 684 8": 1255 12": 1989
WATTS	5": 9 8": 15 12": 31
VOLTAGE	Universal 120V-277V
DIMMING*	0-10V, ELV, TRIAC, Eco-system, Dali
POWER SUPPLY	Constant current driver with +.9 power factor and +85% efficiency
LIGHT DISTRIBUTION	Lambertian
CCT	2700K, 3000K, 3500K, or Warm Color Dimming (3000K-2000K)
CRI	90+
CEILING APPEARANCE	Flanged (Trims accommodate a 1/2" to 1" ceiling thickness) or Flangeless with integrated mud plate
HOUSING	IC
GENERAL LISTING	ETL listed, Damp listed
CALIFORNIA TITLE 24	Registered CEC Appliance Database. Can be used to comply with CEC 2016 Title 24 Part 6.
LED LIFETIME	L70; 50,000 Hours
WARRANTY*	5 Years

*Visit ELEMENT-lighting.com for specific details.



FLEUR
shown in flanged



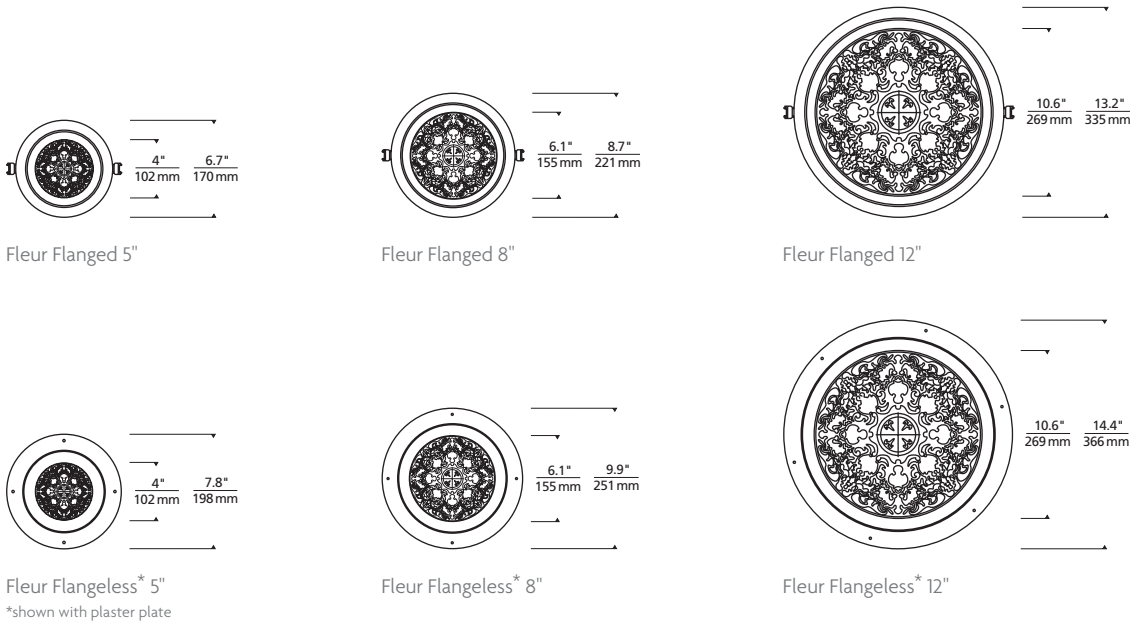
FLEUR
shown in flangeless

ORDERING INFORMATION

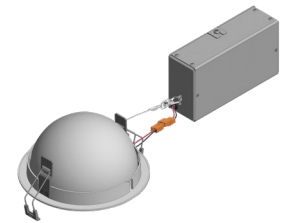
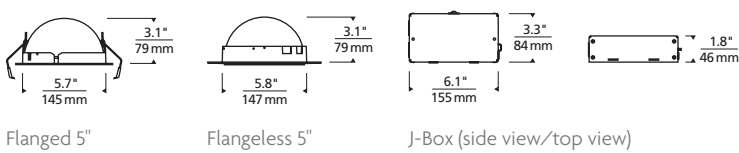
PRODUCT SERIES	CEILING APPEARANCE	CRI/CCT	DOME	HOUSING RATING	DRIVER	FINISH
EDIM5R	RL REMODEL FLANGELESS	927 90 CRI, 2700K	4 FLEUR	I IC	ELV/TRIAC/0-10V UNV**	W WHITE
EDIM8R	RF REMODEL FLANGED	930 90 CRI, 3000K			-ELDD ELDLED 0.1% 0-10V LINEAR UNV**	
EDIM12R		935 90 CRI, 3500K			-ELDD0A ELDLED 0.1% 0-10V LOGARITHMIC UNV**	
		WD 90 CRI, WARM DIM 3000K-2000K			-ELD1 ELDLED 1% 0-10V LINEAR UNV**	
					-ELD1A ELDLED 1% 0-10V LOGARITHMIC UNV**	
					-ELDD ELDLED 0.1% DALI UNV**	
					-HLECO HI-LUME ECO-SYSTEM FADE-TO-BLACK UNV**	
					-HL2W HI-LUME 2 WIRE - 120V ONLY*	

*HL2W - 120V INPUT VOLTAGE ONLY. **ALL DRIVERS EXCEPT LUTRON HL2W ARE UNV = 120V/277V INPUT VOLTAGE.

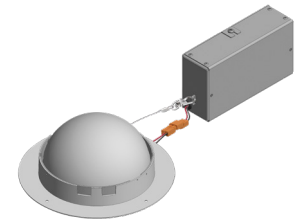
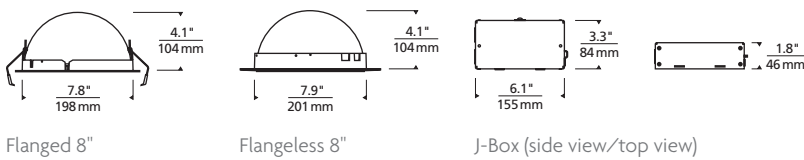
DOMES/TRIM



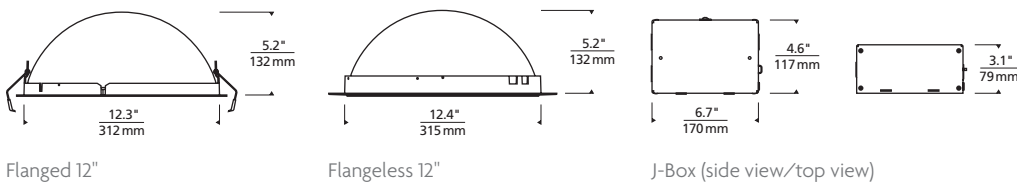
DOMES/TRIM WITH REMOTE JUNCTION BOX



3/4 Flanged View



3/4 Flangeless View with integrated mud plate



PHOTOMETRICS*

*For latest photometrics, please visit www.ELEMENT-Lighting.com

FLEUR 5"

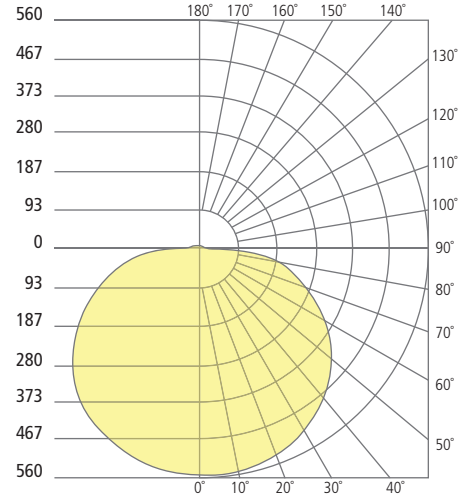
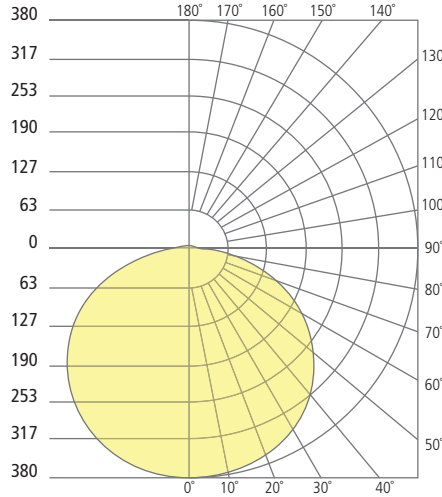
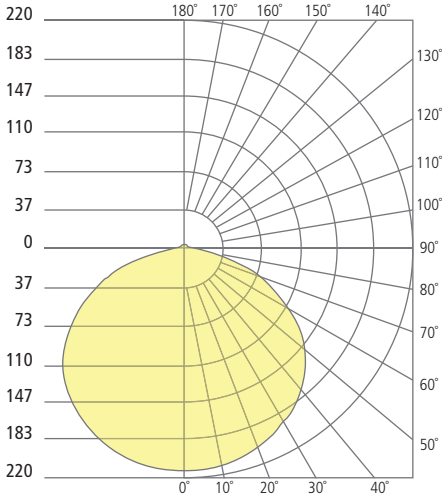
Total Lumen Output: 684
 Total Power: 9
 Luminaire Efficacy: 76
 Color Temp: 3000K
 CRI: 90+

FLEUR 8"

Total Lumen Output: 1255
 Total Power: 15
 Luminaire Efficacy: 84
 Color Temp: 3000K
 CRI: 90+

FLEUR 12"

Total Lumen Output: 1989
 Total Power: 31
 Luminaire Efficacy: 64
 Color Temp: 3000K
 CRI: 90+



PROJECT INFO

FIXTURE TYPE & QUANTITY

JOB NAME & INFO

NOTES

ELEMENT
by Tech Lighting[®]

GENERATION BRANDS
 7400 Linder Avenue, Skokie, Illinois 60077
 T 847.410.4400 F 847.410.4500



© 2018 Tech Lighting, L.L.C. All rights reserved. The "Tech Lighting" graphic is a registered trademark of Tech Lighting, L.L.C. Tech Lighting reserves the right to change specifications for product improvements without notification.