

The ELEMENT Reflections Retrofit is a fully engineered solution that not only upgrades incandescent 6" recessed downlights to deliver efficient indirect LED illumination, but also transforms those pre-existing downlights at a fundamental aesthetic level. The ELEMENT Reflections Retrofit infuses an interior design with style and taste to become an essential architectural component while also delivering pristine LED indirect illumination. A choice of five distinctive domes, molded with exquisitely embossed design details, subtly accent architectural themes with beautiful and abundant glare-free LED general illumination while creating a soft ceiling glow. Additionally, ELEMENT Reflections is dimmable for enhanced mood setting options.

- Award-winning, patent-pending innovative design
- Reduced-glare, indirect LED general illumination

DECORATIVE DOME DESIGNS

Carefully crafted ELEMENT Reflections domes act as reflectors to a completely hidden ring of up-firing LEDs that deliver perfectly controlled indirect illumination. The play of light and shadow highlights the range of stylized dome designs while reducing overall glare.

TORUS transforms beautiful three-dimensional geometry for dramatic visual interest with the subtle play of light and shadow

BLOOM brings the geometry of the natural world into harmony with traditional, transitional, or contemporary room decors

DUNE creates concentric rings of reflected light reminiscent of rippling water or waves of sand

FLEUR reimagines the traditional Fleur di Lis adding distinctive, glowing accents to classic ceiling details

SKYE lives simply unadorned, where pure, reduced-glare indirect illumination is the ideal solution

SPECIFICATIONS

DELIVERED LUMENS	684
WATTS	9
VOLTAGE	120V
DIMMING*	ELV, TRIAC (Down to 5%)
POWER SUPPLY	Constant current driver with +.9 power factor and +75% efficiency
LIGHT DISTRIBUTION	Lambertian
CCT	2700K, 3000K, 3500K, or Warm Color Dimming (3000K-2000K)
CRI	90+
CEILING APPEARANCE	Flanged
HOUSING*	IC rating dependent on existing housing
GENERAL LISTING	ETL listed, Damp listed
CALIFORNIA TITLE 24	Registered CEC Appliance Database. Can be used to comply with CEC 2016 Title 24 Part 6.
LED LIFETIME	L70; 50,000 Hours
WARRANTY*	5 Years

*Visit ELEMENT-lighting.com for specific details.



ORDERING INFORMATION

PRODUCT SERIES	CEILING APPEARANCE	CRI/CCT	DOMES	DRIVER	FINISH	
EDIF6R	RF RETROFIT FLANGED	927	90 CRI, 2700K	1 SKYE	ELV/TRIAC - 120V ONLY	W WHITE
		930	90 CRI, 3000K	2 TORUS		
		935	90 CRI, 3500K	3 BLOOM		
		WD	90 CRI, WARM DIM 3000K-2000K	4 FLEUR		
				5 DUNE		

SEE ELEMENT-LIGHTING.COM FOR 6" HOUSING COMPATIBILITY.

REFLECTIONS

RETROFIT FLANGED INDIRECT DOWNLIGHT

techlighting.com




BLOOM



DUNE



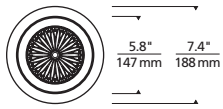
FLEUR



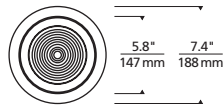
SKYE



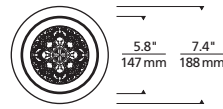
TORUS



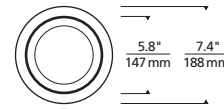
Bloom 5"



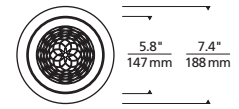
Dune 5"



Fleur 5"

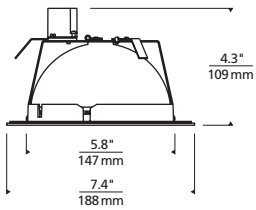


Skye 5"



Torus 5"

RETROFIT HOUSING



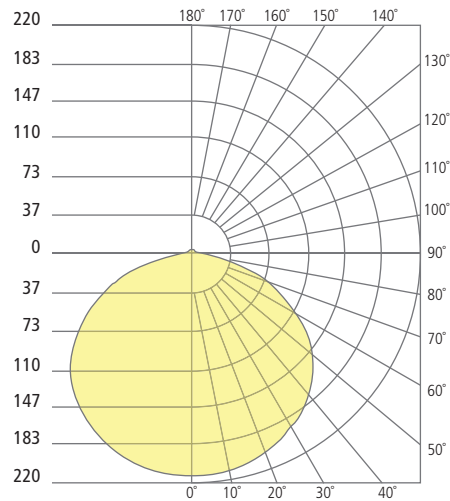
Aperture 6" - Mounts with tension springs

PHOTOMETRICS*

*For latest photometrics, please visit www.ELEMENT-Lighting.com

FLANGED RETROFIT

Total Lumen Output: 684
 Total Power: 9
 Luminaire Efficacy: 76
 Color Temp: 3000K
 CRI: 90+



PROJECT INFO

FIXTURE TYPE & QUANTITY

JOB NAME & INFO

NOTES

TECH LIGHTING
 VISUAL COMFORT & Co.

7400 Linder Avenue, Skokie, Illinois 60077
 T 847.410.4400 F 847.410.4500