

Innovative, first-of-its-kind technology in architectural downlights, ELEMENT Reflections combines decorative recessed domes with beautifully controlled, reduced-glare indirect LED illumination. ELEMENT Reflections domes (available in 5", 8" and 12" diameters) are recessed into the ceiling plane and act as reflectors to a completely hidden ring of up-firing LEDs.

The Skye dome transforms beautiful three-dimensional geometry for dramatic visual interest with the subtle play of light and shadow. All ELEMENT Reflections domes also offer two ceiling appearance options: flanged for a more traditional ceiling appearance; or flangeless for a smooth, mudded-in ceiling appearance.

**Pristine design and illumination:**

- Reduced glare, indirect illumination (dimnable for enhanced mood-setting options)
- Three Aperture Options: 5", 8" and 12"
- Beveled, rounded trim edges smoothly and seamlessly integrate into ceiling

**Housing and Trim/Dome sold separately.**

**High quality LM80-tested LEDs**

for consistent long-life performance and color

SPECIFICATIONS

|                     |   |
|---------------------|---|
| DELIVERED LUMENS    | 5": 684<br>8": 1255<br>12": 1989  |
| WATTS               | 5": 9<br>8": 15<br>12": 31  |
| VOLTAGE             | Universal 120V-277V   |
| DIMMING*            | 0-10V, ELV, TRIAC, Eco-system, Dali   |
| POWER SUPPLY        | Constant current driver with +.9 power factor and +85% efficiency                       |
| LIGHT DISTRIBUTION  | Lambertian  |
| CCT                 | 2700K, 3000K, 3500K, or Warm Color Dimming (3000K-2000K)                                |
| CRI                 | 90+   |
| CEILING APPEARANCE  | Flanged (Trims accommodate a 1/2" to 1" ceiling thickness)                              |
| HOUSING             | IC Airtight or Chicago Plenum   |
| GENERAL LISTING     | ETL listed, Damp listed   |
| CALIFORNIA TITLE 24 | Registered CEC Appliance Database. Can be used to comply with CEC 2016 Title 24 Part 6. |
| LED LIFETIME        | L70; 50,000 Hours   |
| WARRANTY**          | 5 Years   |



SKYE  
shown in flanged

\*See ELEMENT-lighting.com for dimmer compatibility.  
\*\*Visit ELEMENT-lighting.com for specific warranty limitations and details.

ORDERING INFORMATION

| PRODUCT SERIES | HOUSING RATING   | DRIVER  |
|----------------|------------------|---|
| EDIH5R         | I IC AIRTIGHT    | ELV/TRIAC/0-10V UNV** (LEAVE BLANK)           |
| EDIH8R         | C CHICAGO PLENUM | -ELD0 ELDOLED 0.1% 0-0V LINEAR UNV**          |
| EDIH12R        |                  | -ELD0A ELDOLED 0.1% 0-0V LOGARITHMIC UNV**    |
|                |                  | -ELD1 ELDOLED 1% 0-0V LINEAR UNV**            |
|                |                  | -ELD1A ELDOLED 1% 0-0V LOGARITHMIC UNV**      |
|                |                  | -ELDD ELDOLED 0.1% DALI UNV**                 |
|                |                  | -HLECO HI-LUME ECO-SYSTEM FADE-TO-BLACK UNV** |
|                |                  | -HL2W HI-LUME 2-WIRE*                         |

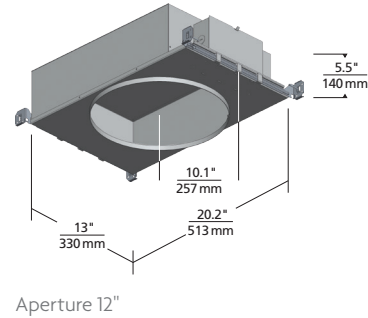
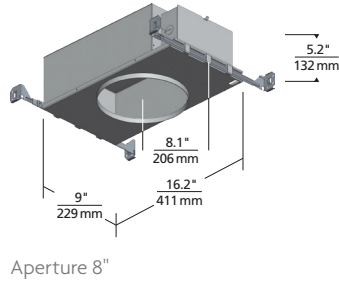
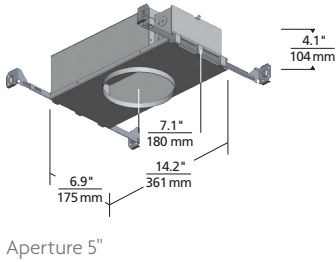
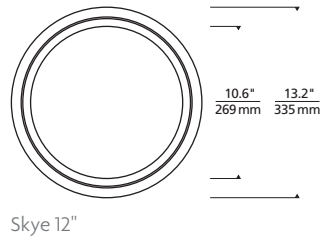
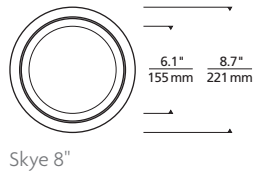
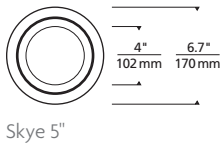
MUST ORDER LED DOME (SOLD SEPARATELY). \*HL2W = 120V INPUT VOLTAGE ONLY. \*\*ALL DRIVERS EXCEPT LUTRON HL2W ARE UNV = 120V/277V INPUT VOLTAGE.

| PRODUCT SERIES | CEILING APPEARANCE | CRI/CCT                         | DOME PATTERN | FINISH  |
|----------------|--------------------|---------------------------------|--------------|---------|
| EDIT5R         | F FLANGED          | 927 90CRI, 2700K                | 1 SKYE       | W WHITE |
| EDIT8R         |                    | 930 90CRI, 3000K                |              |         |
| EDIT12R        |                    | 935 90CRI, 3500K                |              |         |
|                |                    | 9WD 90CRI, WARM DIM 3000K-2000K |              |         |

# REFLECTIONS

## SKYE FLANGED INDIRECT DOWNLIGHT

techlighting.com



### PHOTOMETRICS\*

\*For latest photometrics, please visit [www.ELEMENT-Lighting.com](http://www.ELEMENT-Lighting.com)

#### SKYE FLANGED 5"

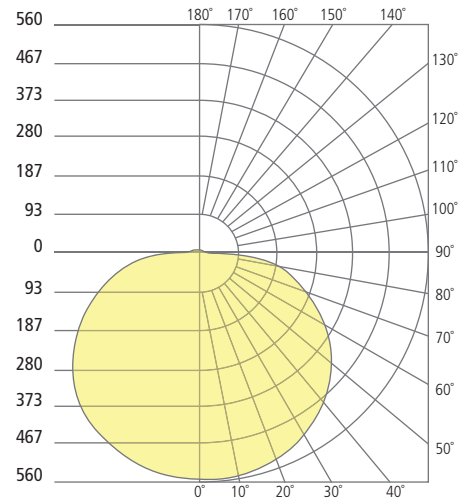
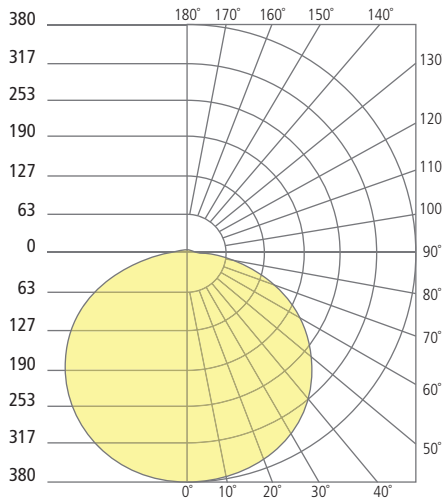
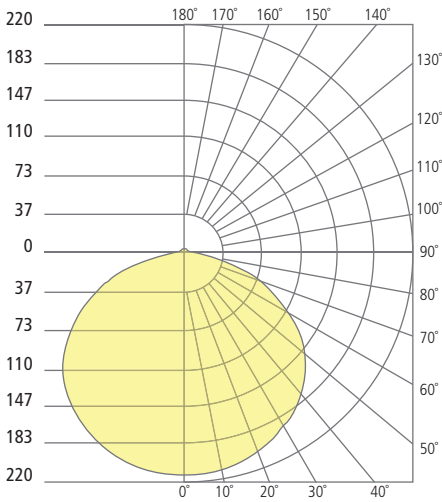
|                     |       |
|---------------------|-------|
| Total Lumen Output: | 684   |
| Total Power:        | 9     |
| Luminaire Efficacy: | 76    |
| Color Temp:         | 3000K |
| CRI:                | 90+   |

#### SKYE FLANGED 8"

|                     |       |
|---------------------|-------|
| Total Lumen Output: | 1255  |
| Total Power:        | 15    |
| Luminaire Efficacy: | 84    |
| Color Temp:         | 3000K |
| CRI:                | 90+   |

#### SKYE FLANGED 12"

|                     |       |
|---------------------|-------|
| Total Lumen Output: | 1989  |
| Total Power:        | 31    |
| Luminaire Efficacy: | 64    |
| Color Temp:         | 3000K |
| CRI:                | 90+   |



### PROJECT INFO

FIXTURE TYPE & QUANTITY

JOB NAME & INFO

NOTES

---



---



---



---



---



---



2019 Tech Lighting, L.L.C. All rights reserved. The "Tech Lighting" graphic is a registered trademark. Tech Lighting reserves the right to change specifications for product improvements without notification.

**TECH LIGHTING**  
VISUAL COMFORT GROUP

7400 Linder Avenue, Skokie, Illinois 60077  
T 847.410.4400 F 847.410.4500