

Innovative, first-of-its-kind technology in architectural downlights, ELEMENT Reflections combines decorative recessed domes with beautifully controlled, reduced-glare indirect LED illumination. ELEMENT Reflections domes (available in 5", 8" and 12" diameters) are recessed into the ceiling plane and act as reflectors to a completely hidden ring of up-firing LEDs.

The Torus dome transforms beautiful three-dimensional geometry for dramatic visual interest with the subtle play of light and shadow. All ELEMENT Reflections domes also offer two ceiling appearance options: flanged for a more traditional ceiling appearance; or flangeless for a smooth, mudded-in ceiling appearance.

High quality LM80-tested LEDs

for consistent long-life performance and color

Pristine design and illumination:

- Reduced glare, indirect illumination (dimnable for enhanced mood-setting options)
- Three Aperture Options: 5", 8" and 12"
- Beveled, rounded trim edges smoothly and seamlessly integrate into ceiling

Housing and Trim/Dome sold separately.

SPECIFICATIONS

DELIVERED LUMENS	5": 684
	8": 943
	12": 1989
WATTS	5": 9.2
	8": 15
	12": 30.8
VOLTAGE	Universal 120V-277V**
DIMMING	0-10V, ELV, TRIAC, Eco-system, Hi-Lume 2-Wire, Dali
LIGHT DISTRIBUTION	Lambertian
CCT	2700K, 3000K, 3500K, or Warm Color Dimming (3000K-2000K)
CRI	90+
CEILING APPEARANCE	Flangeless
HOUSING	IC Airtight or Chicago Plenum
GENERAL LISTING	ETL, Damp listed, Title 24 (2700K, 3000K)
LED LIFETIME	L70; 50,000 Hours
WARRANTY*	5 Years

*Visit ELEMENT-lighting.com for specific warranty limitations and details.



TORUS
shown in flangeless

ORDERING INFORMATION

HOUSING	SIZE	HOUSING RATING	DIMMABLE DRIVER	
EDIH	5R 5" DIAMETER	I IC AIRTIGHT	-ELD0	ELV/TRIAC/0-10V UNV* (LEAVE BLANK)
	8R 8" DIAMETER	C CHICAGO PLENUM	-ELD0A	ELDOLED 0.1% 0-0V LINEAR UNV*
	12R 12" DIAMETER		-ELD1	ELDOLED 0.1% 0-0V LOGARITHMIC UNV*
			-ELD1A	ELDOLED 1% 0-0V LINEAR UNV*
			-ELD1A	ELDOLED 1% 0-0V LOGARITHMIC UNV*
			-ELDD	ELDOLED 0.1% DALI UNV*
			-HLECO	HI-LUME ECO-SYSTEM FADE-TO-BLACK UNV*
			-HL2W	HI-LUME 2-WIRE**

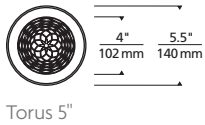
MUST ORDER LED TRIM/DOME SEPARATELY.

* UNV = 120V/277V INPUT VOLTAGE. ** HL2W 120V INPUT ONLY

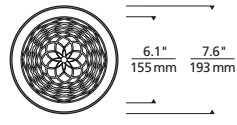
TRIM/DOME	SIZE	CEILING APPEARANCE	CRI	CCT	DOME PATTERN	FINISH
EDIT	5R 5" DIAMETER	L FLANGELESS	9 90 CR	27 2700K	2 TORUS	W WHITE
	8R 8" DIAMETER			30 3000K		
	12R 12" DIAMETER			35 3500K		
				WD 3000K-2000K WARM COLOR DIMMING		

REFLECTIONS

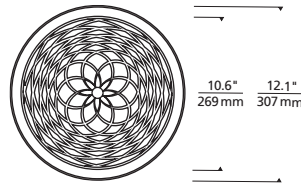
TORUS FLANGELESS INDIRECT DOWNLIGHT



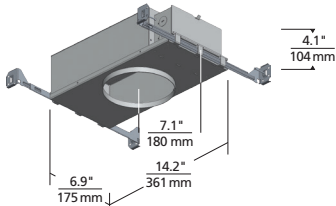
Torus 5"



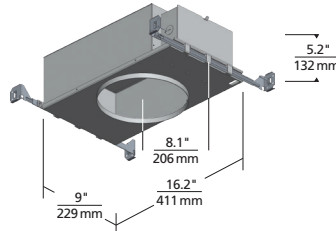
Torus 8"



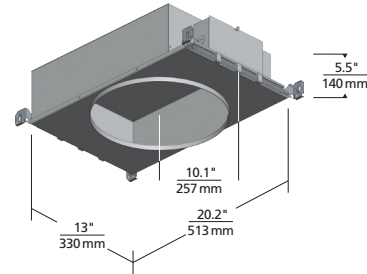
Torus 12"



Aperture 5"



Aperture 8"



Aperture 12"

PHOTOMETRICS*

*For latest photometrics, please visit www.ELEMENT-Lighting.com

TORUS FLANGELESS 5"

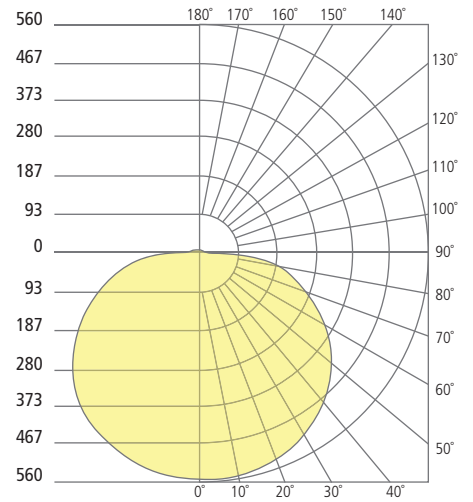
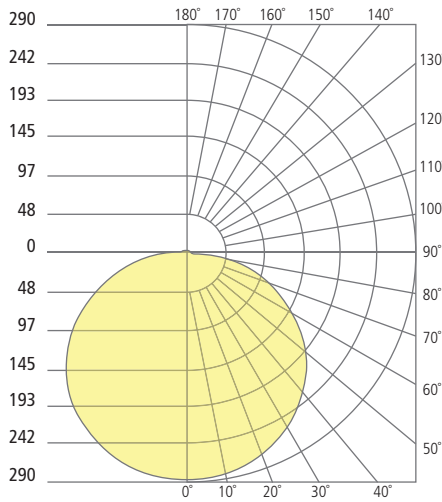
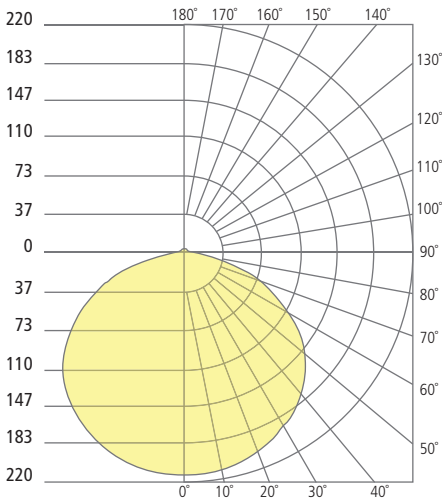
Total Lumen Output:	684
Total Power:	9.2
Luminaire Efficacy:	74.1
Color Temp:	3000K
CRI:	90+

TORUS FLANGELESS 8"

Total Lumen Output:	943
Total Power:	15
Luminaire Efficacy:	62.4
Color Temp:	3000K
CRI:	90+

TORUS FLANGELESS 12"

Total Lumen Output:	1989
Total Power:	30.8
Luminaire Efficacy:	64.6
Color Temp:	3000K
CRI:	90+



PROJECT INFO

FIXTURE TYPE & QUANTITY

JOB NAME & INFO

NOTES



© 2016 Tech Lighting, L.L.C. All rights reserved. The "Tech Lighting" graphic is a registered trademark of Tech Lighting, L.L.C. Tech Lighting reserves the right to change specifications for product improvements without notification.

ELEMENT
by Tech Lighting

GENERATION BRANDS
7400 Linder Avenue, Skokie, Illinois 60077
T 847.410.4400 F 847.410.4500